

**Ancor Flexibles ApS**  
**Annual Report 2019/20**

The Annual Report was presented and adopted at the Annual General Meeting of the Company on 4 December 2020.

**Chairman:**



Ancor Flexibles ApS  
Hattingvej 10  
DK-8700 Horsens  
Denmark

Reg. No. 25 71 18 82

## **Contents**

### **Management's Statement and Auditors' Report**

Statement by the Executive and Supervisory Boards	2
Independent Auditors' report	3
Company details	6
Management Review	7

### **Financial statements 1 July 2019 – 30 June 2020**

Accounting policies	10
Income statement	14
Balance sheet at 30 June	15
Notes	17

## **Statement by the Executive and Supervisory Boards**

The Executive and Supervisory Boards have today discussed and approved the annual report of Ancor Flexibles ApS for the financial year 1 July 2019 - 30 June 2020.

The Annual Report was prepared in accordance with the Danish Financial Statements Act.

We consider the accounting policies applied appropriate and the estimates made reasonable. Furthermore, we consider the overall annual report presentation true and fair. Therefore, in our opinion the Annual Report gives a true and fair view of the financial position and the results of operations of the Company.

We recommend that the annual report be approved at the annual general meeting.

Horsens, 4 December 2020


Executive Board:



---


Jan Moriaux

Supervisory Board:




---

Jan Moriaux  
Chairman



---

Ian Wilson



---

Elena Borodina

## **Independent Auditors' report**

To the Shareholders of Ancor Flexibles ApS

### **Opinion**

In our opinion, the Financial Statements give a true and fair view of the financial position of the Company at 30 June 2020, and of the results of the Company's operations for the financial year 1 July 2019 - 30 June 2020 in accordance with the Danish Financial Statements Act.

We have audited the Financial Statements of Ancor Flexibles ApS for the financial year 1 July 2019 - 30 June 2020, which comprise income statement, balance sheet, statement of changes in equity and notes, including a summary of significant accounting policies ("financial statements").

### **Basis for Opinion**

We conducted our audit in accordance with International Standards on Auditing (ISAs) and the additional requirements applicable in Denmark. Our responsibilities under those standards and requirements are further described in the *Auditor's Responsibilities for the Audit of the Financial Statements* section of our report. We are independent of the Company in accordance with the International Ethics Standards Board for Accountants' Code of Ethics for Professional Accountants (IESBA Code) and the additional requirements applicable in Denmark, and we have fulfilled our other ethical responsibilities in accordance with these requirements. We believe that the audit evidence we have obtained is sufficient and appropriate to provide a basis for our opinion.

### **Statement on Management's Review**

Management is responsible for Management's Review.

Our opinion on the financial statements does not cover Management's Review, and we do not express any form of assurance conclusion thereon.

In connection with our audit of the financial statements, our responsibility is to read Management's Review and, in doing so, consider whether Management's Review is materially inconsistent with the financial statements or our knowledge obtained during the audit, or otherwise appears to be materially misstated.

Moreover, it is our responsibility to consider whether Management's Review provides the information required under the Danish Financial Statements Act.

Based on the work we have performed, in our view, Management's Review is in accordance with the Financial Statements and has been prepared in accordance with the requirements of

## **Independent Auditors' report**

the Danish Financial Statements Act. We did not identify any material misstatement in Management's Review.

### **Management's Responsibilities for the Financial Statements**

Management is responsible for the preparation of Financial Statements that give a true and fair view in accordance with the Danish Financial Statements Act, and for such internal control as Management determines is necessary to enable the preparation of financial statements that are free from material misstatement, whether due to fraud or error.

In preparing the financial statements, Management is responsible for assessing the Company's ability to continue as a going concern, disclosing, as applicable, matters related to going concern and using the going concern basis of accounting in preparing the financial statements unless Management either intends to liquidate the Company or to cease operations, or has no realistic alternative but to do so.

### **Auditor's Responsibilities for the Audit of the Financial Statements**

Our objectives are to obtain reasonable assurance about whether the financial statements as a whole are free from material misstatement, whether due to fraud or error, and to issue an auditor's report that includes our opinion. Reasonable assurance is a high level of assurance, but is not a guarantee that an audit conducted in accordance with ISAs and the additional requirements applicable in Denmark will always detect a material misstatement when it exists. Misstatements can arise from fraud or error and are considered material if, individually or in the aggregate, they could reasonably be expected to influence the economic decisions of users taken on the basis of these financial statements.

As part of an audit conducted in accordance with ISAs and the additional requirements applicable in Denmark, we exercise professional judgment and maintain professional skepticism throughout the audit. We also:


- Identify and assess the risks of material misstatement of the financial statements, whether due to fraud or error, design and perform audit procedures responsive to those risks, and obtain audit evidence that is sufficient and appropriate to provide a basis for our opinion. The risk of not detecting a material misstatement resulting from fraud is higher than for one resulting from error as fraud may involve collusion, forgery, intentional omissions, misrepresentations, or the override of internal control.
- Obtain an understanding of internal control relevant to the audit in order to design audit procedures that are appropriate in the circumstances, but not for the purpose of expressing an opinion on the effectiveness of the Company's internal control.
- Evaluate the appropriateness of accounting policies used and the reasonableness of accounting estimates and related disclosures made by Management.

## **Independent Auditors' report**

- Conclude on the appropriateness of Management's use of the going concern basis of accounting in preparing the financial statements and, based on the audit evidence obtained, whether a material uncertainty exists related to events or conditions that may cast significant doubt on the Company's ability to continue as a going concern. If we conclude that a material uncertainty exists, we are required to draw attention in our auditor's report to the related disclosures in the financial statements or, if such disclosures are inadequate, to modify our opinion. Our conclusions are based on the audit evidence obtained up to the date of our auditor's report. However, future events or conditions may cause the Company to cease to continue as a going concern.
- Evaluate the overall presentation, structure and contents of the financial statements, including the disclosures, and whether the financial statements represent the underlying transactions and events in a manner that gives a true and fair view.

We communicate with those charged with governance regarding, among other matters, the planned scope and timing of the audit and significant audit findings, including any significant deficiencies in internal control that we identify during our audit.

Trekantområdet, den 4 December 2020  
**PricewaterhouseCoopers**  
Statsautoriseret Revisionspartnerselskab  
CVR-nr 33 77 12 31

  
Lars Almskou Ohmeyer  
State Authorised Public Accountant  
mne24817



## **Company details**

Ancor Flexibles ApS  
Hattingvej 10  
DK-8700 Horsens

Telephone: +45 70 13 14 00  
Telefax: +45 76 25 60 10  
Website: [www.amcor.com](http://www.amcor.com)

Registration No.: 25 71 18 82  
Established: 13 November 2000  
Registered office: Horsens

## **Supervisory Board**

Jan Moriaux (Chairman)  
Ian Wilson  
Elena Borodina

## **Executive Board**

Jan Moriaux

## **Auditors**

PricewaterhouseCoopers  
Statsautoriseret Revisionspartnerselskab  
Herredsvej 32, DK-7100 Vejle

## **Annual general meeting**

The annual general meeting is to be held on 4 December 2020.

## **Management Review**

### **Principal activities**

The Company is the holding company of a number of subsidiaries in Europe which produce and sell flexible packaging materials for primarily the food industry.

### **Capital Ownership**

The following shareholders are listed in the company's register of shareholders as holding at least 5% of the voting rights or at least 5% of the share capital:

Ancor Flexibles Finance Limited, incorporated in England, registered office Bristol, England

### **Development in activities and financial position**

#### **Profit for the year**

The profit for the year amounted to €62,024 thousand, with the majority of profit arising from dividends from subsidiaries (€62,313 thousand).

#### **Development activities**

The Company is expected to remain as a holding company for other group companies.

#### **Capital resources**

The Company's financial needs are met by drawing on a balance if required with a Group Finance Company.

#### **Targets and Expectations for the coming Financial Year**

The Management of Ancor Flexibles ApS expects the results for 2020/21 to be at same level as 2019/20.

#### **Uncertainty relating to recognition and measurement**

There are no particular and material uncertainties relating to recognition and measurement in the Financial Statements of the Company.

### **Risk Factors**

#### **General Risks**

The company's main income source is other group companies. Operating companies within the group must be strongly positioned in the market as service orientated suppliers of flexible packaging solution to ensure group profitability and an associated dividend stream.



## **Management Review**

### **Currency Risks**

Investments, loans and dividends may be held or received in currencies other than the Company's reporting currency of euros. This is managed as part of the Group Financial Planning when required.

### **Knowledge Resources**

The Company does not have any direct employees.

### **Statutory statement on the underrepresented gender in accordance with section 99 b of the Danish financial statements act**

The Company's Board has three members, one of which is female.

Since there are no employees in the company except for executive management, the Company is not required to formulate nor to report upon a policy for increasing the underrepresented gender on other management levels.

### **Statutory and Social Responsibility**

#### **Environmental Conditions**

The Company is a holding company and thus is not engaged in any manufacturing. However, the Amcor Group strives to be recognised as an environmentally responsible company, which respects the environment and communities in which it operates whilst producing high quality products and services. The Amcor Group has an active environmental policy and environmental principles guiding all Group activity.

#### **Statutory statement on Corporate Social Responsibility in accordance with section 99a of the Danish financial statements act**

The Company follows the Amcor Group's other policies relating to Corporate Social Responsibility including sustainability, fair business practices and labour practices. For compliance with section 99a of the Danish financial statements act, please, refer to Amcor Group Sustainability Review 2020 at:

[https://downloads.ctfassets.net/f7tuvt85vtoa/7ps1jEDwo4alFsYljVAYmy/22851bb3c29d21eb40b58d7968044671/Amcor\\_Sustainability\\_Report\\_2020\\_Final.pdf](https://downloads.ctfassets.net/f7tuvt85vtoa/7ps1jEDwo4alFsYljVAYmy/22851bb3c29d21eb40b58d7968044671/Amcor_Sustainability_Report_2020_Final.pdf)

Amcor was awarded a gold rating in the 2014 Corporate Social Responsibility assessment conducted by EcoVadis. This award confirms Amcor's position as an ethical operator who is committed to delivering responsible packaging solutions.

## Management Review

### Financial Highlights

EUR '000s	2020/19	2019/18	2018/17	2016/17	2015/16
-----------	---------	---------	---------	---------	---------

#### Key figures

Revenue	-	-	-	-	-
Gross profit	-	-	-	-	-
Operating profit/loss	-102	-125	-101	-115	-164
Net financials	62,045	36,800	34,389	65,149	56,619
Profit/loss for the year	62,024	36,791	34,393	64,876	56,580

Property, plant and equipment	-	-	-	-	-
Non-current assets	357,226	357,226	357,226	357,226	357,988
Current assets	16,233	11,399	10,323	28,820	16,574
Total assets	373,459	368,625	367,549	386,046	374,562
Equity	349,699	323,675	325,884	351,491	343,719
Provisions	-	-	-	-	-
Non-current liabilities	-	-	-	-	-
Current liabilities	23,760	44,950	41,665	34,555	29,263

#### Key ratios

Solvency ratio	94	88	89	93	92
----------------	----	----	----	----	----

Key ratios have been prepared in accordance with "Recommendations and Financial Ratios 2015" issued by the Danish Society of Financial Analysts.

## **Financial statements 1 July 2019 – 30 June 2020**

### **Accounting policies**

The annual report of Amcor Flexibles ApS for 2019/20 has been prepared in accordance with the provisions of the Danish Financial Statements Act applying to large enterprises of reporting class C.

Pursuant to section 112 of the Danish Financial Statements Act, Amcor Flexibles ApS has not presented consolidated financial statements. The financial statements of Amcor Flexibles ApS and its subsidiaries are included in the consolidated financial statements of Amcor plc, 83 Tower Road North, Warmley, Bristol, United Kingdom, from which the consolidated financial statements can be obtained.

As the company's ultimate parent company presents its consolidated financial statements in accordance with IFRS, the company applies the exemption clause laid down in section 112 of the Danish Financial Statements Act. The company has, therefore, not prepared consolidated financial statements.

The accounting policies are consistent with those of last year.

### **Recognition and measurement**

Assets are recognised on the balance sheet when it is probable that future economic benefits will flow to the company and the value of the asset can be reliably measured.

Liabilities are recognised on the balance sheet when an outflow of economic benefits is probable and when the liability can be reliably measured.

On initial recognition, assets and liabilities are measured at cost. Subsequently, assets and liabilities are measured as described below for each individual item.

When assets and liabilities are recognised and measured, any gains, losses and risks occurring prior to the presentation of the annual report that evidence conditions existing at the balance sheet date are taken into account.

Income is recognised in the income statement as earned, including value adjustments of financial assets and liabilities. Equally, costs incurred to generate the year's earnings are recognised, including depreciation, amortisation, impairment and provisions as well as reversals as a result of changes in accounting estimates of amounts which were previously recognised in the income statement.

## **Financial statements 1 July 2019 – 30 June 2020**

### **Foreign currency translation**

On initial recognition, transactions denominated in foreign currencies are translated at the exchange rates at the transaction date. Foreign exchange differences arising between the exchange rates at the transaction date and at the date of payment are recognised in the income statement as financial income or financial expenses.

Receivables and payables and other monetary items denominated in foreign currencies are translated into euro at the exchange rates at the balance sheet date. The difference between the exchange rates at the balance sheet date and at the date at which the receivable or payable arose or was recognised in the latest financial statements is recognised in the income statement as financial income or financial expenses.

All amounts are given in EUR thousand. The conversion rate between Danish kroner and euro was 7.45 at 30 June 2020 (7.46 at 30 June 2019).

### **Income statement**

#### **Other external costs**

Other external costs include costs incurred during the year for the management and administration of the company and bad debts.

#### **Financial income and expenses**

Financial income and expenses comprise interest income and expense, gains and losses on securities, payables and transactions denominated in foreign currencies, amortisation of financial assets and liabilities as well as surcharges and refunds under the on-account tax scheme, etc.

Dividends from investments in subsidiaries and associates are recognised in the income statement of the parent company in the financial year when the dividends are declared. To the extent that dividends exceed accumulated earnings after the acquisition date, dividends are, however, recognised as a write-down of the cost of the investment.

#### **Corporation tax and deferred tax**

The tax expense relating to the current tax for the year and changes in deferred tax is recognised in the income statement with the share relating to the profit/loss for the year, and the tax expense relating to changes directly recognised in equity is recognised directly in equity.



## **Financial statements 1 July 2019 – 30 June 2020**

### **Accounting policies**

#### **Balance sheet**

##### **Corporation tax and deferred tax**

Current tax payable and receivable is recognised on the balance sheet as tax computed on the taxable income for the year, adjusted for tax on the taxable income of prior years and for tax paid on account.

Deferred tax is measured using the balance sheet liability method on all temporary differences between the carrying amount and the tax base of assets and liabilities.

Deferred tax is measured according to the tax rules and at the tax rates applicable at the balance sheet date when the deferred tax is expected to crystallise as current tax. The change in deferred tax as a result of changes in tax rates is recognised in the income statement.

##### **Investments in subsidiaries**

Investments in subsidiaries are measured at cost. If cost exceeds the recoverable amount, investments are written down to this lower value. Cost is reduced by dividends received exceeding accumulated earnings after the acquisition date.

##### **Receivables**

Receivables are measured at amortised cost. Write-down is made for bad debt losses based on an individual assessment of receivables.

##### **Equity - Dividends**

Proposed dividends are recognised as a liability at the date on which they are adopted at the annual general meeting (declaration date). The expected dividend payment for the year is disclosed as a separate item under equity.

##### **Liabilities other than provisions**

Amounts owed to mortgage credit institutions and banks are recognised at the date of borrowing at the net proceeds received less transaction costs paid. In subsequent periods, the financial liabilities are measured at amortised cost, corresponding to the capitalised value using the effective interest rate. Accordingly, the difference between the proceeds and the nominal value is recognised in the income statement over the term of the loan.

Other liabilities including amounts owed to group enterprises and other payables are measured at net realisable value.

## **Financial statements 1 July 2019 – 30 June 2020**

### **Accounting policies**

#### **Cash flow statement**

Pursuant to section 86(4) of the Danish Financial Statements Act, Ancor Flexibles ApS has not presented a cash flow statement. The cash flow statement of Ancor Flexibles ApS is included in the cash flow in the financial statements of Ancor plc, 83 Tower Road North, Warmley, Bristol, United Kingdom.

#### **Financial ratios**

The financial ratios stated in the survey of financial highlights have been calculated as follows:

Solvency ratio

$$\frac{\text{Equity at year end} \times 100}{\text{Total assets}}$$



**Income statement**

EUR'000

	Note	2019/20	2018/19
Other external charges	1	-102	-125
<b>Operating profit/loss</b>		-102	-125
Financial income	2	277	73
Financial expenses	2	-545	-476
Income from investments in subsidiaries		62,313	37,203
<b>Profit/loss before tax</b>		61,943	36,675
Tax on profit/loss for the year	3	81	116
<b>Profit/loss for the year</b>		62,024	36,791

## Balance sheet at 30 June

EUR'000	Note	2019/20	2018/19
<b>ASSETS</b>			
Investments in subsidiaries	5	357,226	357,226
<b>Total fixed assets</b>		<u>357,226</u>	<u>357,226</u>
<b>Current assets</b>			
Cash		12,736	7,983
Corporation tax		3,497	3,416
<b>Total current assets</b>		<u>16,233</u>	<u>11,399</u>
<b>TOTAL ASSETS</b>		<u>373,459</u>	<u>368,625</u>
<b>EQUITY AND LIABILITIES</b>			
<b>Equity</b>			
Share capital		286,000	286,000
Retained earnings		13,699	1,675
Proposed dividend for the year		50,000	36,000
<b>Total equity</b>		<u>349,699</u>	<u>323,675</u>
<b>Short-term liabilities</b>			
Bank loans and overdrafts		7,448	37,442
Amounts owed to group enterprises		16,065	7,294
Other payables		247	214
<b>Total liabilities</b>		<u>23,760</u>	<u>44,950</u>
<b>TOTAL EQUITY AND LIABILITIES</b>		<u>373,459</u>	<u>368,625</u>
Contingent assets, liabilities and other financial obligations	6		
Related parties	7		
Fee to auditors appointed by the general meeting	8		
Significant subsequent events	9		

## Changes in Equity

Equity comprises 286,000,000 shares of a nominal amount of EUR 1. The shares do not carry special rights.

EUR'000	Share capital	Retained earnings	Proposed dividend for the year	Total
Equity at 1 July 2019	286,000	1,675	36,000	323,675
Ordinary dividend paid in year	-	-	(36,000)	(36,000)
Net profit/loss for the year	-	12,024	50,000	62,024
Equity at 30 June 2020	<u>286,000</u>	<u>13,699</u>	<u>50,000</u>	<u>349,699</u>

There have been no changes in the share capital during the last 5 years.

## Notes

### 1 Staff costs

The company has no employees other than the Executive Board. There is no executive remuneration.

### 2 Financial items

EUR'000	2019/20	2018/19
Financial income:		
Interest income from group enterprises	-	36
Interest income from external sources	19	22
Exchange gains	258	15
	<u>277</u>	<u>73</u>
Financial expenses:		
Other financial expenses	276	354
Interest expenses to group enterprises	7	98
Exchange losses	262	24
	<u>545</u>	<u>476</u>

### 3 Tax

EUR'000	2019/20	2018/19
Tax for the year, parent company	-81	-116
	<u>-81</u>	<u>-116</u>

### 4 Proposed profit appropriation

EUR'000	2019/20	2018/19
Proposed dividend for the year	50,000	36,000
Retained earnings	12,024	791
	<u>62,024</u>	<u>36,791</u>

## Notes

### 5 Investments in subsidiaries

EUR'000	2019/20	2018/19
Cost at 1 July	391,105	391,105
Additions for the year	-	-
Cost at 30 June	391,105	391,105
Value adjustments at 1 July	-33,879	-33,879
Impairment of subsidiary in the year	-	-
Value adjustments at 30 June	-33,879	-33,879
Carrying amount at 30 June	357,226	357,226

## Notes

Subsidiaries	Registered office	Ownership	Profit/loss	Equity
			according to the latest statutory financial statements	according to the latest statutory financial statements
			EUR'000	EUR'000
<b>Direct subsidiary name</b>				
Ancor Flexibles Denmark ApS	Denmark	100%	2,409	24,930
Ancor Flexibles Burgdorf GmbH	Switzerland	100%	3,203	23,571
Ancor Flexibles Neocel – Embalagens Lda	Portugal	100%	2,594	13,675
Ancor Flexibles Netherlands Holding BV	Holland	100%	1,225	38,713
Ancor Flexibles Transpac BVBA	Belgium	100%	17,513	104,551
Ancor Flexibles Rorschach AG	Switzerland	100%	21,122	39,704
Ancor Flexibles Malmo AB	Sweden	100%	0	279
<b>Indirect subsidiary name</b>				
Ancor Flexibles Lund AB	Sweden	100%	-7	304
Ancor Flexibles Culemborg BV	Holland	100%	0	378
Ancor Flexibles Zutphen BV	Holland	100%	-1,921	3,047
Ancor Specialty Cartons Brabant BV	Holland	100%	1,954	37,036
Ancor Specialty Cartons Mexico S. de R.L. de C.V	Mexico	100%	4,843	20,762
Ancor Flexibles Deutschland GmbH	Germany	100%	152	828
Ancor Flexibles Europa Sur SLU	Spain	100%	4,112	68,588
Ancor Flexibles Espana SL	Spain	100%	7,898	75,437
Ancor Flexibles Portugal Lda	Portugal	99.99%	2,618	21,066
Ancor Flexibles Pergut SL	Spain	100%	452	1,313
Ancor Flexibles Packaging Europe BVBA	Belgium	100%	222	2,042
Ancor Flexibles UK Holding Limited	UK	100%	-4,263	138,195
Ancor Flexibles Finland Oy	Finland	100%	-2,407	1,783
Ancor Flexibles Sligo Limited	Ireland	100%	4,201	9,664
Sidlaw Group Limited	UK	100%	208	160,810
Ancor Flexibles UK Limited	UK	100%	-8,095	32,653
Ancor Flexibles Winterbourne Limited	UK	100%	4,102	40,894
Immo Transpac BVBA	Belgium	100%	26	3,063

Note that CORA Cogeneración, S.L. is not included above as Ancor own a minority interest (10.1%)

Note that the disclosure for Ancor Flexibles Netherlands Holding BV is as per the financial statements to 30 June 2018



## **6 Contingent assets, liabilities and other financial obligations**

The Danish group companies are jointly and severally liable for tax on the Group's jointly taxed income.

The Company participates in a group cash pooling arrangement between the banking providers and other members of the Amcor group. All members of the group cash pool arrangement are jointly and severally liable for any payment default. As at 30 June 2020 the cash pool was in a net surplus position of €5,000,000 (2019: net deficit of €34,000,000)

## **7 Related parties**

There have been no transactions during the year with the Board of Directors, the Executive Board, shareholders, group enterprises or other related parties, except for intercompany transactions, including dividend.

Amcor Flexibles ApS is included in the consolidated financial statements of Amcor plc, which is the ultimate parent company.

The consolidated financial statement for Amcor plc can be obtained at the following address:

Amcor PLC, 83 Tower Road North, Warmley, Bristol, United Kingdom.

## **8 Fees to auditors appointed by the general meeting**

In accordance with section 96(3) of the Danish Financial Statements Act, the fee to the auditor appointed by the general meeting is disclosed in the Consolidated Financial Statements of Amcor plc.

## **9 Significant subsequent events**

No events affecting Management's assessment of the result for 2019/20 have occurred after the balance sheet date.