



Deloitte  
Statsautoriseret Revisionspartnerselskab  
CVR-no. 33 96 35 56  
Weidekampsgade 6  
2300 Copenhagen S  
Phone 36102030  
Fax 36102040  
www.deloitte.dk

**CI III Swiss AIV K/S**  
**Amerika Plads 29**  
**2100 Copenhagen**  
**Business Registration No**  
**39 44 33 41**

**Annual report 2020**

The Annual General Meeting adopted the annual report on 25.06.2021

**Chairman of the General Meeting**

DocuSigned by:  
  
0D63040CEE32460...

Name: Sara Hanquist Johnsen

**CI III Swiss AIV K/S**

---

**Contents**

	<u>Side</u>
Fund details	1
Statement by the General Partner on the annual report	2
Independent auditor's report	3
Management commentary	6
Key figures	6
Statement of comprehensive income	8
Balance sheet at 31 December 2020	9
Statement of changes in equity	11
Cash flow statement for 2020	12
Table of notes	13
Notes	14

## **Fund details**

### **Fund**

CI III Swiss AIV K/S  
Amerika Plads 29  
2100 Copenhagen

Business Registration No: 39 44 33 41  
Founded: 23.03.2018  
Registered in: Copenhagen  
Financial year: 1 January 2020 - 31 December 2020

Telephone: +45 70 70 51 51  
Internet: [www.cipartners.dk](http://www.cipartners.dk)

### **General Partner**

Copenhagen Infrastructure III GP ApS

### **Auditors**

Deloitte Statsautoriseret Revisionspartnerselskab  
Weidekampsgade 6  
2300 Copenhagen S

## Statement by the General Partner on the annual report

The General Partner has today considered and approved the annual report of CI III Swiss AIV K/S for the financial year 1 January 2020 - 31 December 2020.

The annual report is presented in accordance with International Financial Reporting Standards as adopted by the EU and disclosure requirements of the Danish Financial Statements Act.


In our opinion, the financial statements give a true and fair view of the Limited Partnership's financial position at 31 December 2020 and of the results of its operations and the cash flows for the financial year 1 January 2020 - 31 December 2020.

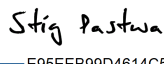
We believe that the management commentary contains a fair review of the affairs and conditions referred to therein.

We recommend the annual report for adoption at the Annual General Meeting.

Copenhagen, 25.06.2021

### On behalf of Copenhagen Infrastructure III GP ApS

DocuSigned by:  
  
137AE90DD3C04FF...  
Thomas Hinrichsen

DocuSigned by:  
  
E95EEB99D4614C5...  
Stig Pastwa

DocuSigned by:  
  
A0751F80FA604F5...  
Jakob Barüel Poulsen

DocuSigned by:  
  
E60D370BB540430...  
Christian Troels Skakkebæk

## Independent auditor's report

### To the shareholder of CI III Swiss AIV K/S

#### Opinion

We have audited the financial statements of CI III Swiss AIV K/S for the financial year 01.01.2020 - 31.12.2020, which comprise the statement of comprehensive income, balance sheet, statement of changes in equity, cash flow statement and notes, including a summary of significant accounting policies. The financial statements are prepared in accordance with International Financial Reporting Standards as adopted by the EU and additional requirements of the Danish Financial Statements Act.

In our opinion, the financial statements give a true and fair view of the Entity's financial position at 31.12.2020 and of the results of its operations for the financial year 01.01.2020 - 31.12.2020 in accordance with International Financial Reporting Standards as adopted by the EU and additional requirements of the Danish Financial Statements Act.

#### Basis for opinion

We conducted our audit in accordance with International Standards on Auditing (ISAs) and additional requirements applicable in Denmark. Our responsibilities under those standards and requirements are further described in the *Auditor's responsibilities for the audit of the financial statements* section of this auditor's report. We are independent of the Entity in accordance with the International Ethics Standards Board of Accountants' Code of Ethics for Professional Accountants (IESBA Code) and the additional requirements applicable in Denmark, and we have fulfilled our other ethical responsibilities in accordance with these requirements. We believe that the audit evidence we have obtained is sufficient and appropriate to provide a basis for our opinion.

#### General Partner's responsibilities for the financial statements

The General Partner is responsible for the preparation of financial statements that give a true and fair view in accordance with International Financial Reporting Standards as adopted by the EU and additional requirements of the Danish Financial Statements Act, and for such internal control as the General Partner determines is necessary to enable the preparation of financial statements that are free from material misstatement, whether due to fraud or error.

In preparing the financial statements, the General Partner is responsible for assessing the Entity's ability to continue as a going concern, for disclosing, as applicable, matters related to going concern, and for using the going concern basis of accounting in preparing the financial statements unless the General Partner either intends to liquidate the Entity or to cease operations, or has no realistic alternative but to do so.

## Independent auditor's report

### Auditor's responsibilities for the audit of the financial statements

Our objectives are to obtain reasonable assurance about whether the financial statements as a whole are free from material misstatement, whether due to fraud or error, and to issue an auditor's report that includes our opinion. Reasonable assurance is a high level of assurance, but is not a guarantee that an audit conducted in accordance with ISAs and the additional requirements applicable in Denmark will always detect a material misstatement when it exists. Misstatements can arise from fraud or error and are considered material if, individually or in the aggregate, they could reasonably be expected to influence the economic decisions of users taken on the basis of these financial statements.

As part of an audit conducted in accordance with ISAs and the additional requirements applicable in Denmark, we exercise professional judgement and maintain professional scepticism throughout the audit. We also:

- Identify and assess the risks of material misstatement of the financial statements, whether due to fraud or error, design and perform audit procedures responsive to those risks, and obtain audit evidence that is sufficient and appropriate to provide a basis for our opinion. The risk of not detecting a material misstatement resulting from fraud is higher than for one resulting from error, as fraud may involve collusion, forgery, intentional omissions, misrepresentations, or the override of internal control.
- Obtain an understanding of internal control relevant to the audit in order to design audit procedures that are appropriate in the circumstances, but not for the purpose of expressing an opinion on the effectiveness of the Entity's internal control.
- Evaluate the appropriateness of accounting policies used and the reasonableness of accounting estimates and related disclosures made by the General Partner.
- Conclude on the appropriateness of the General Partner's use of the going concern basis of accounting in preparing the financial statements, and, based on the audit evidence obtained, whether a material uncertainty exists related to events or conditions that may cast significant doubt on the Entity's ability to continue as a going concern. If we conclude that a material uncertainty exists, we are required to draw attention in our auditor's report to the related disclosures in the financial statements or, if such disclosures are inadequate, to modify our opinion. Our conclusions are based on the audit evidence obtained up to the date of our auditor's report. However, future events or conditions may cause the Entity to cease to continue as a going concern.
- Evaluate the overall presentation, structure and content of the financial statements, including the disclosures in the notes, and whether the financial statements represent the underlying transactions and events in a manner that gives a true and fair view.

We communicate with those charged with governance regarding, among other matters, the planned scope and timing of the audit and significant audit findings, including any significant deficiencies in internal control that we identify during our audit.

## Independent auditor's report

### Statement on the management commentary

The General Partner is responsible for the management commentary.

Our opinion on the financial statements does not cover the management commentary, and we do not express any form of assurance conclusion thereon.

In connection with our audit of the financial statements, our responsibility is to read the management commentary and, in doing so, consider whether the management commentary is materially inconsistent with the financial statements or our knowledge obtained in the audit or otherwise appears to be materially misstated.


Moreover, it is our responsibility to consider whether the management commentary provides the information required under the Danish Financial Statements Act.

Based on the work we have performed, we conclude that the management commentary is in accordance with the financial statements and has been prepared in accordance with the requirements of the Danish Financial Statements Act. We did not identify any material misstatement of the management commentary.

Copenhagen, 25.06.2021

### Deloitte

Statsautoriseret Revisionspartnerselskab  
Business Registration No 33 96 35 56



Bill Haudal Pedersen  
State-Authorised Public Accountant  
Identification No (MNE) mne30131



Michael Thorø Larsen  
State-Authorised Public Accountant  
Identification No (MNE) mne35823

## Management commentary

	<u>2020</u>	<u>2019</u>	<u>2018</u>
	<u>DKK'000</u>	<u>DKK'000</u>	<u>DKK'000</u>
<b>Financial highlights</b>			
<b>Key figures</b>			
Operating profit/(loss) (EBIT)	9,644	2,032	(109)
Profit/loss for the year	9,625	2,019	(115)
Equity	83,074	67,512	14,785
Assets total	83,541	68,065	14,915
<b>Ratios</b>			
Liquidity ratio (%)	9.33	28.03	-
Solvency ratio (%)	99.44	99.18	99.13
Return on equity (%)	12.78	4.91	-

### Primary activity

CI III Swiss AIV K/S was established in March 2018. The General Partner of CI III Swiss AIV K/S is Copenhagen Infrastructure III GP ApS.

The Limited Partner has committed DKK 100m to CI III Swiss AIV K/S for infrastructure investments in primarily North America.

### Investments

End of 2020, CI III Swiss AIV K/S has one investment, CI III US AIV QFPF K/S, which owns underlying infrastructure investments.

### Development in activities and finances

Income from investments in 2020 amounts to DKK 10m.

Net income for 2020 amounts to a gain of DKK 10m, which is in accordance with the expectations. The result reflects income from investments, partly offset by transaction costs expensed, during the period.

Limited Partners' paid-in capital to the Fund at the end of 2020 amounted to DKK 105m. Accumulated distributions to Limited Partners amounted to DKK 33m since fund initiation and accumulated net income end of 2020 amounted to DKK 12m. Hereafter total Limited Partners' capital end of 2020 amounted to DKK 83m.



## **Management commentary (continued)**

### **Uncertainty relating to recognition and measurement**

CI III Swiss AIV K/S invests in infrastructure projects structured to provide stable cash flows, but where transferability and cash flows may to a certain extent still be affected by changes in market conditions.

Consequently, the fair value of the investments is based on estimates and a number of assumptions made by the General Partner on the balance sheet date.

### **Events after the balance sheet date**

On February 11, 2021, the state of Texas declared a system wide energy emergency as extreme weather conditions descended upon the state from the Arctic resulting in shortage of power supply and prices of up to 9.000 USD/MWh. From February 19, 2021, temperatures increased and power prices are back to normal levels since then. This event might lead to losses in the first half of 2021 when the impacts are agreed with the project counterparts for the projects Misae and Greasewood. The losses are still uncertain and is subject to negotiations.

No other events have occurred after the balance sheet date to this date which would influence the evaluation of this annual report.

### **Outlook**

The outlook for the Limited Partnership depends on the results of the investments.

Profit for 2021 is expected to be within DKK 5-15m.

## Statement of comprehensive income

	<u>Notes</u>	<u>2020</u> <u>DKK'000</u>	<u>2019</u> <u>DKK'000</u>
Realised gains/(losses)		0	248
Net foreign exchange gains/(losses)		0	(37)
Net increase/(decrease) in unrealised gains/(losses) from financial assets and liabilities at fair value		<u>9,651</u>	<u>2,076</u>
<b>Operating income</b>		<u><b>9,651</b></u>	<u><b>2,287</b></u>
Administrative expenses	3	<u>(7)</u>	<u>(255)</u>
<b>Operating expenses</b>		<u><b>(7)</b></u>	<u><b>(255)</b></u>
<b>Operating profit/(loss) (EBIT)</b>		<u><b>9,644</b></u>	<u><b>2,032</b></u>
Financial expenses	4	<u>(19)</u>	<u>(13)</u>
<b>Profit/(loss) for the year</b>		<u><b>9,625</b></u>	<u><b>2,019</b></u>
<b>Other comprehensive income</b>		<u><b>0</b></u>	<u><b>0</b></u>
<b>Comprehensive income</b>		<u><u><b>9,625</b></u></u>	<u><u><b>2,019</b></u></u>

**Balance sheet at 31 December 2020**

	<u>Notes</u>	<u>2020 DKK'000</u>	<u>2019 DKK'000</u>
Equity investments	5	<u>83,497</u>	<u>67,910</u>
<b>Investments</b>		<u><b>83,497</b></u>	<u><b>67,910</b></u>
<b>Fixed assets</b>		<u><b>83,497</b></u>	<u><b>67,910</b></u>
<b>Cash</b>		<u><b>44</b></u>	<u><b>155</b></u>
<b>Current assets</b>		<u><b>44</b></u>	<u><b>155</b></u>
<b>Assets</b>		<u><u><b>83,541</b></u></u>	<u><u><b>68,065</b></u></u>

**Balance sheet at 31 December 2020**

	<u>Notes</u>	<u>2020 DKK'000</u>	<u>2019 DKK'000</u>
Limited partnership capital	6	105,001	71,151
Retained earnings		<u>(21,927)</u>	<u>(3,639)</u>
<b>Equity</b>		<u><b>83,074</b></u>	<u><b>67,512</b></u>
Other payables	7	<u>467</u>	<u>553</u>
<b>Current liabilities other than provisions</b>		<u><b>467</b></u>	<u><b>553</b></u>
<b>Liabilities other than provisions</b>		<u><b>467</b></u>	<u><b>553</b></u>
<b>Equity and liabilities</b>		<u><u><b>83,541</b></u></u>	<u><u><b>68,065</b></u></u>

## Statement of changes in equity

	<b>Limited partnership capital DKK'000</b>	<b>Retained earnings DKK'000</b>	<b>Total DKK'000</b>
Equity at 1 January 2020	71,151	(3,639)	67,512
Contribution from Limited Partner	33,850	0	33,850
Distribution to Limited Partner	0	(27,913)	(27,913)
Profit/(loss) for the year	0	9,625	9,635
<b>Equity at 31 December 2020</b>	<b>105,001</b>	<b>(21,927)</b>	<b>83,074</b>

	<b>Limited partnership capital DKK'000</b>	<b>Retained earnings DKK'000</b>	<b>Total DKK'000</b>
Equity at 1 January 2019	14,900	(115)	14,785
Contribution from Limited Partner	56,251	0	56,251
Distribution to Limited Partner	0	(5,543)	(5,543)
Profit/(loss) for the year	0	2,019	2,019
<b>Equity at 31 December 2019</b>	<b>71,151</b>	<b>(3,639)</b>	<b>67,512</b>

The investor has committed itself to contributing up to DKK 100m to the Fund. The fund manager is in a process of reallocating the fund commitments on the different fund entities in the CI III structure. The reallocation is based on the current portfolio and the portfolio pipeline. The reallocation is executed during Q2 2021. At 31 December 2020, the investors have contributed a net amount of DKK 105m.

## Cash flow statement for 2020

	<u>Notes</u>	<u>2020 DKK'000</u>	<u>2019 DKK'000</u>
Operating profit/(loss)		9,644	2,032
Income from investments		(9,651)	(2,287)
Working capital changes	8	<u>(85)</u>	<u>423</u>
<b>Cash flows from ordinary activities</b>		<b><u>(92)</u></b>	<b><u>168</u></b>
Financial expenses	4	<u>(19)</u>	<u>(13)</u>
<b>Cash flows from operating activities</b>		<b><u>(19)</u></b>	<b><u>(13)</u></b>
Acquisition of equity investments	5	(33,850)	(56,251)
Distributions from equity investments	5	<u>27,913</u>	<u>5,543</u>
<b>Cash flows from investing activities</b>		<b><u>(5,937)</u></b>	<b><u>(50,708)</u></b>
Contribution from Limited Partner		33,850	56,251
Distributions to Limited Partner		<u>(27,913)</u>	<u>(5,543)</u>
<b>Cash flows from financing activities</b>		<b><u>5,937</u></b>	<b><u>50,708</u></b>
<b>Increase/decrease in cash</b>		<b>(111)</b>	<b>155</b>
Cash beginning of year		<u>155</u>	<u>0</u>
<b>Cash end of year</b>		<b><u><u>44</u></u></b>	<b><u><u>155</u></u></b>

---

## Table of notes

1.	Accounting policies	14
2.	Significant accounting estimates, assumptions and uncertainties	18
3.	Administrative expenses	19
4.	Financial expenses	19
5.	Investments	19
6.	Limited Partnership capital	20
7.	Other payables	20
8.	Working capital changes	20
9.	Financial instruments	20
10.	Financial risk management	20
11.	Financial instruments measured at fair value	23
12.	Related parties	25
13.	Contingent liabilities	25
14.	Investors	25
15.	Events after the balance sheet date	25
16.	Authorisation of the annual report for issue	25
17.	Disclaimer	26

## Notes

### 1. Accounting policies

#### Reporting class

The financial statements are prepared in accordance with International Financial Reporting Standards (IFRS) as adopted by the EU and disclosure requirements of the Danish Financial Statements Act governing reporting class B enterprises with certain provisions from class C.

CI III Swiss AIV K/S is a Limited Partnership based in Denmark.

The accounting policies applied to these financial statements are consistent with those applied last year.

The financial statements are presented in Danish kroner (DKK), which is the functional currency of the Fund.

The financial statements are presented on the basis of historical cost, except for the investments and receivables from investments, which are measured at fair value. Historical cost is based on the fair value of the consideration given in exchange for assets.

All amounts in the financial statements are presented in whole DKK thousand. Every figure is rounded off separately and, for that reason, minor differences between the stated totals and the sum of underlying figures may occur.

Judgements made by the General Partner in the application of IFRSs that have had significant effects on the financial statements are disclosed, where applicable, in the relevant notes to the financial statements.

#### Defining materiality

If a line item is not individually material, it is aggregated with other items and notes of a similar nature in the financial statements or in the notes. There are substantial disclosure requirements throughout IFRS. The General Partner provides specific disclosures required by IFRS unless the information is considered immaterial to the economic decision-making of the users of these financial statements or not applicable.

The most significant accounting policies are set out overleaf.

#### Standards and Interpretations not yet in force

All of the new and amended Standards and Interpretations which are relevant to the Fund and which came into force with effect for financial years beginning 1 January 2020 have been applied when preparing the financial statements.

The General Partner further believes that other amended Standards and Interpretations, which have not entered into force, will not have any significant impact on the financial statements, and they will not be adopted early.



## Notes

### 1. Accounting policies (continued)

#### Significant accounting policies and estimates

As part of the preparation of the financial statements, the Fund Manager and the General Partner makes a number of accounting judgements which form the basis of presentation, recognition and measurement of the Fund's assets and liabilities. The most significant accounting judgements are evident from note 2 to the financial statements.

#### Recognition and measurement

Assets are recognised in the balance sheet when it is probable as a result of a prior event that future economic benefits will flow to the Fund, and the value of the asset can be measured reliably. Assets are derecognised in the balance sheet when it is no longer probable that future economic benefits will flow to the Fund.

Purchase and sale of financial assets and liabilities are recognised in the balance sheet at the commitment date.

Liabilities are recognised in the balance sheet when the Fund has a legal or constructive obligation as a result of an event before or on the balance sheet date, and it is probable that future economic benefits will flow out of the Fund, and the value of the liability can be measured reliably. Liabilities are derecognised in the balance sheet when it is no longer probable that economic benefits will have to be given up to settle the liability.

On initial recognition, assets and liabilities are measured at cost, however, investment assets are measured at fair value on initial recognition, typically equalling cost exclusive of directly incurred expenses (direct transaction costs). Measurement subsequent to initial recognition is effected as described below for each financial statement item. Allowance is made for events occurring from the balance sheet date to the date of presentation of the annual report, and which confirm or invalidate affairs and conditions existing at the balance sheet date.

Income is recognised in the statement of comprehensive income when earned, whereas costs are recognised by the amounts attributable to this financial year.

#### Foreign currency translation

Items included in the financial statements of the Fund are measured in the currency of the primary economic environment in which the Fund operates (the "functional currency"). The financial statements of the Fund are presented in the currency unit (DKK, Danish kroner), which is the Fund's functional and presentation currency.

On initial recognition, foreign currency transactions are translated applying the exchange rate at the transaction date. Receivables, payables and other monetary items denominated in foreign currencies that have not been settled at the balance sheet date are translated using the exchange rate at the balance sheet date. Exchange differences that arise between the rate at the transaction date and the rate in effect at the payment date or the rate at the balance sheet date are recognised in the income statement as financial income or financial expenses.

## Notes

### 1. Accounting policies (continued)

#### Statement of comprehensive income

##### Revenue recognition

Dividend income is recognised when the Fund's rights to receive the payments have been established, normally being the ex-dividend date.

##### Income from investments

Income from investments consists of unrealised fair value adjustments, dividends, net foreign exchange gains or losses related to investments and profit or loss from the disposal of investments.

Income realised from the disposal of investments is calculated as the difference between net selling price and the fair value at the beginning of the financial year.

##### Administrative expenses

All expenses are recognised in the statement of comprehensive income on the accrual basis.

Administrative expenses comprise expenses incurred during the financial year not directly related to the Fund's investment activities.

##### Financial expenses

Financial expenses comprise various expenses, and net exchange rate adjustments on transactions in foreign currencies.

##### Income taxes

Under current Danish law governing the Fund, it is not independently taxable because the Fund's profit/loss for the year is included in the Limited Partner's taxable income.

## Notes

### 1. Accounting policies (continued)

#### Balance sheet

##### Investments

Financial assets and liabilities are recognised at fair value through profit or loss when the Fund becomes party to the contractual provisions of the instrument. Recognition takes place on the trading day when the Fund purchases or sells an investment under a contract whose terms require delivery of the investment within the time frame established by the market.

On initial recognition, investments are measured at fair value.

Financial assets and liabilities are derecognised when the contractual rights to the cash flows from the investments have expired or the Fund has transferred substantially all risks and rewards of ownership.

Investments consist of equity investments. On initial recognition, investments are measured at fair value, and subsequently measured at fair value with recognition of fair value adjustments through profit or loss.

The fair value is calculated equivalent to an estimated fair value that is determined based on market information, IPEV Valuation Guidelines and generally accepted valuation techniques, including benchmarking, DCF or other relevant methods, which are considered to provide the best estimate of the fair value.

For further information about the measurement of fair values, please refer to note 11.

##### Cash

Cash comprises cash in bank deposits.

##### Other financial liabilities

Other financial liabilities are measured at amortised cost, which usually corresponds to nominal value.

##### Cash flow statement

The cash flow statement of the Fund is presented using the indirect method and shows cash flows from operating, investing and financing activities as well as the Fund's cash equivalents at the beginning and the end of the financial year.

Cash flows from operating activities are calculated as the operating profit/loss adjusted for non-cash operating items and working capital changes.

Cash flows from investing activities comprise payments in connection with acquisition and divestment of investments.

## Notes

### 1. Accounting policies (continued)

Cash flows from financing activities comprise changes in the size or composition of the contributed capital and payment of distributions to the Limited Partner.

Cash comprises cash and short-term securities with an insignificant price risk less short-term bank loans.

### Financial highlights

Financial highlights are defined and calculated in accordance with “Recommendations & Ratios” issued by the Danish Society of Financial Analysts.

Ratios		Calculation formula	Ratios reflect
Liquidity ratio (%)	=	$\frac{\text{Current assets} \times 100}{\text{Current liabilities other than provisions}}$	The entity's financial strength.
Solvency ratio (%)	=	$\frac{\text{Equity} \times 100}{\text{Total assets}}$	The entity's financial strength.
Return on equity (%)	=	$\frac{\text{Profit for the year} \times 100}{\text{Average equity}}$	The entity's profitability.

### 2. Significant accounting estimates, assumptions and uncertainties

The Fund develops and invests in infrastructure assets (unlisted equity investments), the market price of which depends both on entity-specific affairs and market conditions, including power prices, commodity prices, exchange rates and construction risk within the different investments. As a result, income from investments, including the unrealised value adjustments and the fair value of investments are subject to estimation and uncertainty. For further information about the financial risks related to the investments, please refer to note 10.

This uncertainty may be higher during periods of high volatility in the financial markets, and economic trends affect earnings of the underlying companies as well. Furthermore, the uncertainty is affected by the construction risk within the different investments, and also the uncertainty related to the construction of the projects taking place within relevant time frames or milestones.

The methods applied in and the assumptions underlying the determination of the fair value in unlisted equity investments are described in note 11 to the financial statements.

## Notes

### 3. Administrative expenses

The Fund has no employees.

	<u>2020</u> <u>DKK'000</u>	<u>2019</u> <u>DKK'000</u>
<b>4. Financial expenses</b>		
Other interest, foreign exchange loss etc.	(1)	(2)
General Partner fee	<u>(18)</u>	<u>(11)</u>
<b>Financial expenses</b>	<u><b>(19)</b></u>	<u><b>(13)</b></u>

### Investments DKK'000

### 5. Investments

Fair value at 31 December 2019	67,910
Investments in unlisted equity investments	33,850
Distributions	(27,913)
Value adjustment	<u>9,651</u>
<b>Fair value at 31 December 2020</b>	<u><b>83,497</b></u>

### Investments DKK'000

Fair value at 31 December 2018	14,915
Investments in unlisted equity investments	56,251
Distributions	(5,543)
Value adjustment	<u>2,287</u>
<b>Fair value at 31 December 2019</b>	<u><b>67,910</b></u>

<u>Investment</u>	<u>Corporate</u> <u>form</u>	<u>Registered in</u>	<u>Equity interest</u> <u>%</u>	<u>Profit/(loss)*</u> <u>DKK'000</u>	<u>Equity*</u> <u>DKK'000</u>
CI III US AIV QFPF	K/S	Copenhagen	3.60	185,986	2,321,648

\*Based on the latest annual report adopted by the AGM (2020).

Consistently with the accounting policies, the Fund regularly adjusts the value of the investments to best estimate of fair value. This means that the proportionate share of profit or loss of the investments is not recognised in profit or loss of the Fund. Instead, but rather a fair value adjustment of the investment.

The methods applied by the Fund to measure investments are evident from note 11 to the financial statements.

## Notes

### 6. Limited Partnership capital

The Limited Partnership capital has not been divided into classes.

	<u>2020</u> <u>DKK'000</u>	<u>2019</u> <u>DKK'000</u>
<b>7. Other payables</b>		
Other payables	467	553

The carrying amount of payables relates to investments, legal fees, auditor's fees, travel costs etc.  
The amount recognised is equal to the fair value of the liabilities.

Other payables fall due for payment within 12 months.

### 8. Working capital changes

Change in payables	(85)	423
	<u>(85)</u>	<u>423</u>

### 9. Financial instruments

Categories of financial instruments:

	<u>2020</u> <u>DKK'000</u>	<u>2019</u> <u>DKK'000</u>
Investments	83,497	67,910
<b>Financial assets measured at fair value through profit or loss</b>	<u>83,497</u>	<u>67,910</u>
Other payables	467	553
<b>Financial liabilities measured at amortised cost</b>	<u>467</u>	<u>553</u>

All financial liabilities are due for payment within 12 months.

### 10. Financial risk management

The General Partner is ultimately responsible for the overall risk management within the Fund.

The Fund pursues an investment strategy approved by the Limited Partner and invests in infrastructure projects.

The Fund's risk management processes include identification, measurement, monitoring, reporting and mitigation of the identified risks to minimise the potential negative effects at fund level.

## Notes

### 10. Financial risk management (continued)

Key financial risk factors and exposure regarding the financial statements for 2020 can be categorised as follows:

#### Financial risk factors

##### *Liquidity risks*

	<b>Less than 1 year DKK'000</b>	<b>Between 1 and 5 years DKK'000</b>	<b>After 5 years DKK'000</b>	<b>Total DKK'000</b>
Other payables	467	0	0	467
<b>31 December 2020</b>	<b>467</b>	<b>0</b>	<b>0</b>	<b>467</b>
	<b>Less than 1 year DKK'000</b>	<b>Between 1 and 5 years DKK'000</b>	<b>After 5 years DKK'000</b>	<b>Total DKK'000</b>
Other payables	553	0	0	553
<b>31 December 2019</b>	<b>553</b>	<b>0</b>	<b>0</b>	<b>553</b>

The Fund manages liquidity risk by maintaining adequate reserves, banking facilities and reserve borrowing facilities, by continuously monitoring forecast and actual cash flows, and by matching the maturity profiles of financial assets and liabilities. The Funds liquidity risk is considered insignificant as liabilities are payable within one year. In addition, no indication of the Limited Partners' inability to contribute the remaining fund commitment exists as well as future income from investments is expected to settle the outstanding amount.

##### *Credit risks*

The Fund only invests in equity instruments and therefor has no credit risk.

##### *Interest rate risk*

The Fund has no external debt at the balance sheet date, and therefore no interest rate risk is related to the liabilities.

A sensitivity analysis of the Fund's investments including applied discount rates for equity investments are detailed in note 11.

##### *Currency risk*

The Fund is denominated in DKK and investments are made in DKK. Consequently, the Limited Partner is not exposed to currency risk through the Fund. No hedging is made at fund level.

## Notes

### 10. Financial risk management (continued)

#### *Commodity and power prices*

The Fund's indirect power price exposure is mitigated via power price agreements and/or instruments in the project's capital structure. The Fund's indirect outright power price exposure are considered as low.

When the Fund has an indirect outright power price and commodity price exposure changes in such risk factors impact the fair value of the individual investment.

### 11. Financial instruments measured at fair value

The fair value of the investments is measured on a quarterly basis, or more frequently if significant changes occur.

The General Partner has implemented procedures and methodology to ensure that the valuation is carried out consistently over time and across investments.

#### **Methods applied in and assumptions underlying the determination of fair values of investments**

The fair value of each investment has been estimated by applying methods that best reflect the risks, and the stage of each investment, e.g. assumptions related to power prices, inflation rates, technical availability and discount rate.

In general, the fair value is determined in accordance with IPEV Valuation Guidelines and generally accepted valuation techniques, including DCF models, benchmarking or other relevant method. The valuation approach incorporates all of the factors that market participants would take into account in pricing a transaction, such as cash flows, discount rates and yield curves assumptions.

#### **Fair value hierarchy for financial instruments measured at fair value in the balance sheet**

Below, financial instruments measured at fair value are classified using the fair value hierarchy:

- Quoted prices in active markets for identical instruments (Level 1)
- Quoted prices in active markets for similar assets or liabilities or other valuation methods under which all material inputs are based on observable market data (Level 2)
- Valuation techniques under which any material inputs are not based on observable market data (Level 3)

It is the Fund's policy to incorporate the classification of financial assets (changes/transfers between levels 1 and 3) in the financial statements if their classification changes during the financial year. There have not been any transfers between the levels during the financial year and all investments are classified as Level 3 investments.



## Notes

### 11. Financial instruments measured at fair value (continued)

#### Material unobservable inputs for Level 3

Financial instruments measured at fair value in the balance sheet are based on valuation techniques that include material unobservable input. Material unobservable inputs mean in this context that the valuation is dependent on a return requirement that contains a number of components that cannot be observed on trading markets, for example project-specific risks and illiquidity prices.

	<u>Level 1</u> <u>DKK'000</u>	<u>Level 2</u> <u>DKK'000</u>	<u>Level 3</u> <u>DKK'000</u>	<u>Total</u> <u>DKK'000</u>
<b>2020</b>				
Unlisted shares, equity investments	0	0	83,497	83,497
<b>Financial assets measured at fair value through profit or loss</b>	<b>0</b>	<b>0</b>	<b>83,497</b>	<b>83,497</b>
	<u>Level 1</u> <u>DKK'000</u>	<u>Level 2</u> <u>DKK'000</u>	<u>Level 3</u> <u>DKK'000</u>	<u>Total</u> <u>DKK'000</u>
<b>2019</b>				
Unlisted shares, equity investments	0	0	67,910	67,910
<b>Financial assets measured at fair value through profit or loss</b>	<b>0</b>	<b>0</b>	<b>67,910</b>	<b>67,910</b>

The discount rate used to value investments and receivables from investments after COD is considered the most material unobservable input, and the applied range for the discount rate is between 5-7% (2019: 6-9%).

#### Sensitivity analysis

The fair value of the Fund's investments is affected by developments in the applied discount rate and future earnings expectations for these investments. A decline or increase in the material unobservable inputs stated above and changes in macroeconomic conditions might have a direct effect on the valuation of the investments.

If the discount rates for investments are increased by 1 percentage point, the fair value of the investments will be reduced by approximately DKK 6-8m, which will reduce the NAV of the Fund with the same amount. A reduction by 1 percentage point will increase the fair value of the investments by approximately DKK 8-10m, and also have the same effect on the NAV of the Fund. Due to the nature of the investments the effects are subject to some uncertainty, as other factors can in some scenarios have a reverse effect. No sensitivity analyses have been made for investments under construction.

The applied discount rate is considered the most material unobservable input due to the nature of the investments.

Please refer to note 5 for a specification of fair value investments.

## Notes

### 12. Related parties

#### Related parties with a controlling interest

The Limited Partnership's shareholder is a related party with a controlling interest. See note 14.

	<u>2020</u> <u>DKK'000</u>	<u>2019</u> <u>DKK'000</u>
<b>Related party transactions</b>		
The General Partner receives a fee for its liability towards CI III Swiss AIV K/S as per the Articles of Association		
<b>Payment to the General Partner</b>	<u>18</u>	<u>11</u>

There are no other key relationships, which are considered material to the financial statements.

### 13. Contingent liabilities

The Fund has no contingent liabilities

Please refer to the description in note 10 regarding risk on provisions on the outstanding commitment.

### 14. Investors

The Limited Partnership has registered the following Limited Partner as holding more than 5% of the voting rights or nominal value of the contributed capital:

Migros Pensionskasse, Wiesenstrasse 15, 8952 Schlieren, Schwitserland

### 15. Events after the balance sheet date

On February 11, 2021, the state of Texas declared a system wide energy emergency as extreme weather conditions descended upon the state from the Arctic resulting in shortage of power supply and prices of up to 9.000 USD/MWh. From February 19, 2021, temperatures increased and power prices are back to normal levels since then. This event might lead to losses in the first half of 2021 when the impacts are agreed with the project counterparts for the projects Misae and Greasewood. The losses are still uncertain and is subject to negotiations.

No other events have occurred after the balance sheet date to this date which would influence the evaluation of this annual report.

### 16. Authorisation of the annual report for issue

At the meeting held on 25.06.2021 the General Partner authorised this annual report for issue on 25.06.2021.

The annual report will be submitted to the Limited Partnership's Limited Partner for adoption at the Annual General Meeting on 25.06.2021.

## Notes

### 17. Disclaimer

The domicile of the Fund is Denmark. The Representative of the Fund in Switzerland is OpenFunds Investment Services AG, with its registered office at Seefeldstrasse 35, CH-8008 Zurich, Tel +41 44 500 31 08, [www.open-funds.ch](http://www.open-funds.ch). The Paying Agent in Switzerland is Società Bancaria Ticinese SA, Piazza Collegiata 3, 6501 Bellinzona, Tel. +41 (0) 91 821 51 21, Fax. + 41 (0) 91 825 66 18, [www.bancaria.ch](http://www.bancaria.ch). The distribution of Shares of the Fund in Switzerland must be made exclusively to Qualified Investors. The place of performance and jurisdiction for the Shares of the Fund distributed in Switzerland is at the registered office of the Representative. Publications to Swiss investors in respect of the Shares of the Fund are effected by the Representative.

Swiss Representative

OpenFunds Investment Services AG

Seefeldstrasse 35, CH-8008 Zurich Tel: +41 44 500 31 08

Website: [www.open-funds.ch](http://www.open-funds.ch)

Swiss Paying Agent

Società Bancaria Ticinese SA

Piazza Collegiata 3

Tel: +41 (0) 91 821 51 21

Fax: + 41 (0) 91 825 66 18

Website: [www.bancaria.ch](http://www.bancaria.ch)